

Preclinical Characterization of ABI-1179, a Potent Helicase-Primase Inhibitor for the Treatment of Recurrent Genital Herpes

Aesop Cho¹, Varsha Nair¹, Lindsey May¹, Pui Yan Ho¹, Xiaolin Zhang¹, Kelly Wang¹, Judy Mwangi¹, Ariel Lewis-Ballester¹, Emma Abernathy¹, Fernando J. Bravo³, David I. Bernstein³, Qing Yao¹, Heidi Contreras², Ran Yan², Annapurna Sapre¹, Arabinda Nayak¹, Christopher Richards¹, Hamed Ghaffari¹, Ting Wang¹, Roberto Mateo¹, Meghan M. Holdorf¹, Simon P. Fletcher¹, Alexandre Mercier¹

¹Gilead Sciences, Inc., Foster City, CA, USA

²Assembly Biosciences, Inc., South San Francisco, CA, USA

³Cincinnati Children's Hospital Medical Center (CCHMC), Cincinnati, OH, USA

48th Annual International Herpesvirus Workshop (IHW) in Portland, Oregon; July 13–17, 2024

Presenter Disclosures

- Heidi Contreras is an employee and stockholder of Assembly Biosciences, Inc.
- This study was sponsored by Gilead Sciences, Inc.



Cautionary Note Regarding Forward-looking Statements


The information in this presentation contains forward-looking statements that are subject to certain risks and uncertainties that could cause actual results to materially differ. These risks and uncertainties include: Assembly Bio's ability to realize the potential benefits of its collaboration with Gilead Sciences, Inc., including all financial aspects of the collaboration and equity investments; Assembly Bio's ability to initiate and complete clinical studies involving its therapeutic product candidates, including studies contemplated by Assembly Bio's collaboration with Gilead, in the currently anticipated timeframes or at all; safety and efficacy data from clinical or nonclinical studies may not warrant further development of Assembly Bio's product candidates; clinical and nonclinical data presented at conferences may not differentiate Assembly Bio's product candidates from other companies' candidates; results of nonclinical studies may not be representative of disease behavior in a clinical setting and may not be predictive of the outcomes of clinical studies; and other risks identified from time to time in Assembly Bio's reports filed with the U.S. Securities and Exchange Commission (the SEC). You are urged to consider statements that include the words may, will, would, could, should, might, believes, hopes, estimates, projects, potential, expects, plans, anticipates, intends, continues, forecast, designed, goal or the negative of those words or other comparable words to be uncertain and forward-looking. Assembly Bio intends such forward-looking statements to be covered by the safe harbor provisions contained in Section 27A of the Securities Act of 1933, as amended, and Section 21E of the Securities Exchange Act of 1934, as amended. More information about Assembly Bio's risks and uncertainties are more fully detailed under the heading "Risk Factors" in Assembly Bio's filings with the SEC, including its most recent Annual Report on Form 10-K, Quarterly Reports on Form 10-Q and Current Reports on Form 8-K. Except as required by law, Assembly Bio assumes no obligation to update publicly any forward-looking statements, whether as a result of new information, future events or otherwise.



Significant Medical Need: Currently Limited Treatments Options




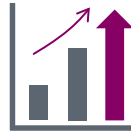
4M+ in US & EU with initial symptomatic genital herpes infection have 3+ recurrences per year¹⁻⁶



Suppressive SOC is 1-gram daily valacyclovir, a viral polymerase inhibitor approved in 1995⁷



Only 1 in 3 with frequent outbreaks^a remain recurrence free for a year on SOC⁷



Targeting a suppressive therapy for recurrent genital herpes with **superior efficacy** to SOC in reducing outbreaks and **once-weekly oral dosing**

HSV helicase-primase inhibitors can address this need

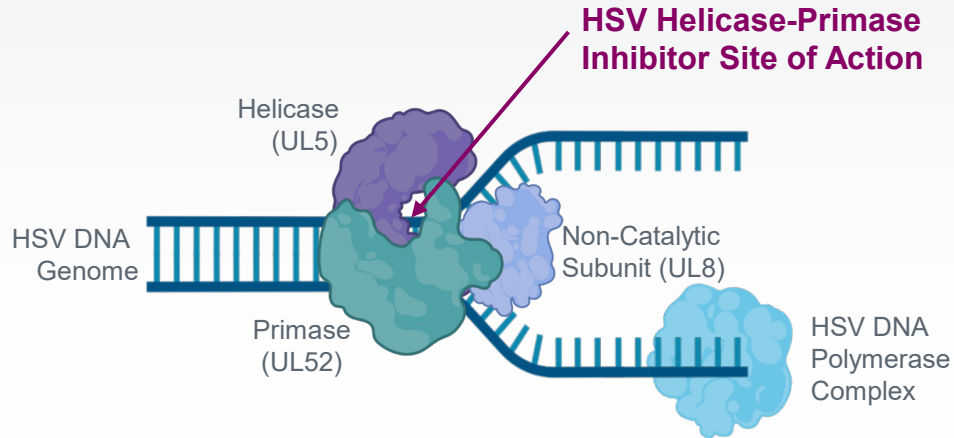
^aIn a study of patients with 6 or more annual recurrences; did not include discontinuations, withdrawals, or loss to follow-up.

SOC, standard of care.

1. James C, et al. *Bull World Health Organ*. 2020;98(5):315-29. 2. McQuillan G, et al. *NCHS Data Brief*. 2018;(304):1-8. 3. Alareeki A, et al. *Lancet Reg Health Eur*. 2022;25:100558. 4. Fanfair RN, et al. *Sex Transm Dis*. 2013;40(11):860-4. 5. Benedetti J, et al. *Ann Intern Med*. 1994;121(11):847-54. 6. Benedetti JK, et al. *Ann Intern Med*. 1999;131(1):14-20. 7. Valtrex (valacyclovir). US package insert. GlaxoSmithKline; revised 2021.



ABI-1179 Targets the HSV Helicase-Primase Complex



- Clinically-validated mechanism (pritelivir)¹
 - Further reduction in HSV shedding and fewer days with lesions and pain vs SOC
- Unlike current SOC, does not require activation by viral and host kinases¹
- Active against SOC-resistant HSV²

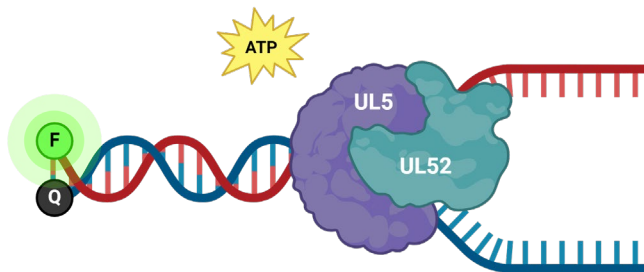
Created with BioRender.com.

SOC, standard of care; UL5, helicase; UL52, primase.

1. Wald A, et al. *JAMA*. 2016;316(23):2495-503; 2. Field HJ and Biswas S. *Drug Resist Updat*. 2011;14(1):45-51.



ABI-1179 Potently Inhibits the DNA Unwinding Activity of the HSV Helicase-Primase Complex



Compound	IC ₅₀ (nM)		K _{i, app} (nM)	
	HSV-1	HSV-2	HSV-1	HSV-2
ABI-1179	0.17 ± 0.05	0.16 ± 0.07	0.03 ± 0.02	0.03 ± 0.01
Pritelivir	11 ± 3	30 ± 6	5 ± 1	8 ± 0

- ABI-1179 is a potent inhibitor of HSV helicase-primase DNA unwinding activity with a >60-fold improvement in potency compared with pritelivir

The schematic depicts the helicase unwinding assay. IC₅₀ and K_{i, app} values are mean ± SD. F, fluorophore; IC₅₀, half-maximal inhibitory concentration; K_{i, app}, inhibitor constant, apparent; Q, quencher; UL5, helicase; UL52, primase.



ABI-1179 Demonstrates Low Potential for Off-Target CA Inhibition

CA Hydratase	ABI-1179		Pritelivir	
	IC ₅₀ (nM)	Selectivity Index	IC ₅₀ (nM)	Selectivity Index
CAI	>100,000	≥600,000	451 ± 170	22
CAII	6600 ± 750	≥40,000	1800 ± 194	88

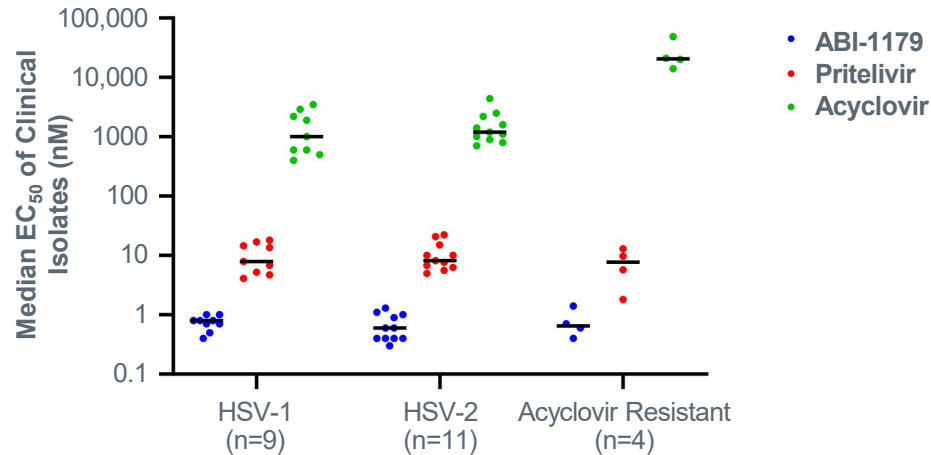
- Pritelivir has previously been shown to inhibit various CAs, and CA inhibitors are associated with anemia and other hematological changes¹⁻³
- Unlike pritelivir, ABI-1179 does not inhibit CAI. ABI-1179 is also a weaker inhibitor of CAII than pritelivir
- Inhibition of CA(s) is not anticipated for ABI-1179 at the projected human efficacious dose
- The *in vitro* safety profile further shows that ABI-1179 is not cytotoxic

IC₅₀ values are mean ± SD. Fold selectivity was calculated using an average IC₅₀ against HSV-1 and HSV-2 helicase-primase in DNA unwinding (ABI-1179, IC₅₀ = 0.165 nM; pritelivir, IC₅₀ = 20.5 nM). CA, carbonic anhydrase; IC₅₀, half-maximal inhibitory concentration.

1. Carta F, et al. *J Med Chem*. 2017;60(7):3154-64. 2. Hoffmanova I, et al. *Br J Clin Pharmacol*. 2018;84(4):796-9. 3. Leaf DE, et al. *J Appl Physiol* (1985). 2007;102(4):1313-22.



ABI-1179 Is a Potent Inhibitor of HSV-1 and HSV-2 Clinical Isolates and Laboratory Strains

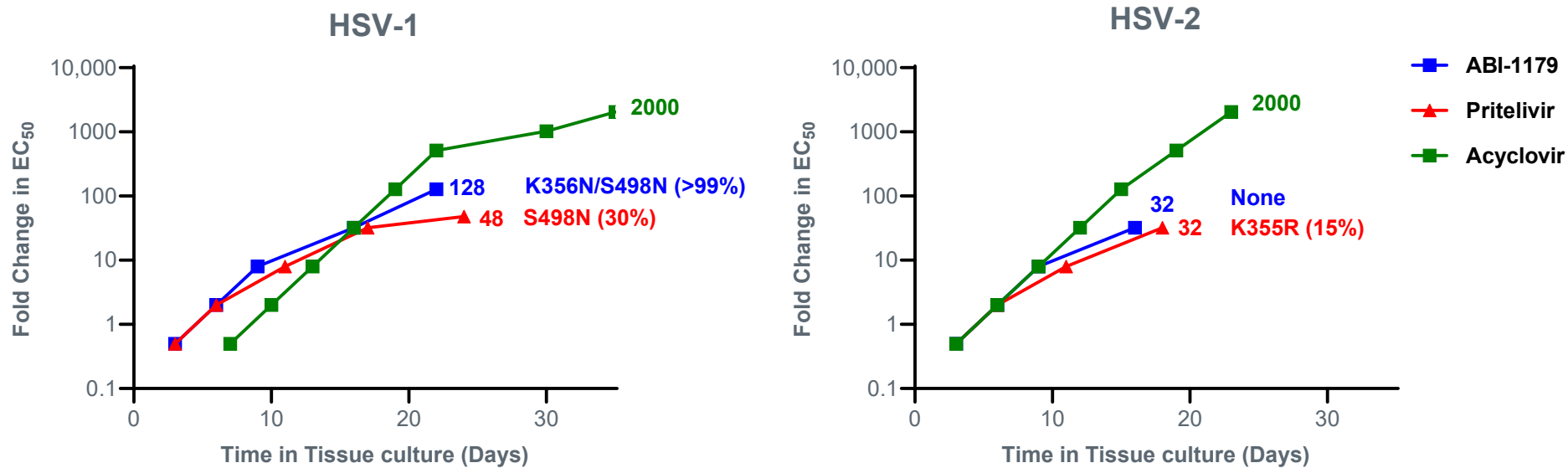


- ABI-1179 is active against HSV-1 and HSV-2 clinical isolates, including those with reduced susceptibility to acyclovir
- ABI-1179 is >12-fold more potent against HSV-1 and HSV-2 clinical isolates than pritelivir and >1500-fold more potent than acyclovir. All 4 acyclovir-resistant HSV isolates remain susceptible to ABI-1179
- ABI-1179 also has potent antiviral activity against HSV-1 (KOS) and HSV-2 (MS) replication in ARPE-19 cells and HSV-2 (MS) in HaCat and NHDF cells

n denotes the number of clinical isolates tested. Each point represents an individual isolate, and the horizontal line depicts the median EC₅₀ across all clinical isolates tested. ARPE-19, retinal epithelial cells; EC₅₀, half-maximal effective inhibitory concentration; HaCat, human keratinocytes; NHDF, neonatal human dermal fibroblasts.



ABI-1179 Has a High Barrier to Resistance *In Vitro*



- Compound concentrations increased (4-fold) upon detection of full CPE from HSV-infected cells at a constant MOI
- Concentrations of ABI-1179 at which CPE was no longer detected occurred on day 22 (HSV-1) and day 16 (HSV-2)

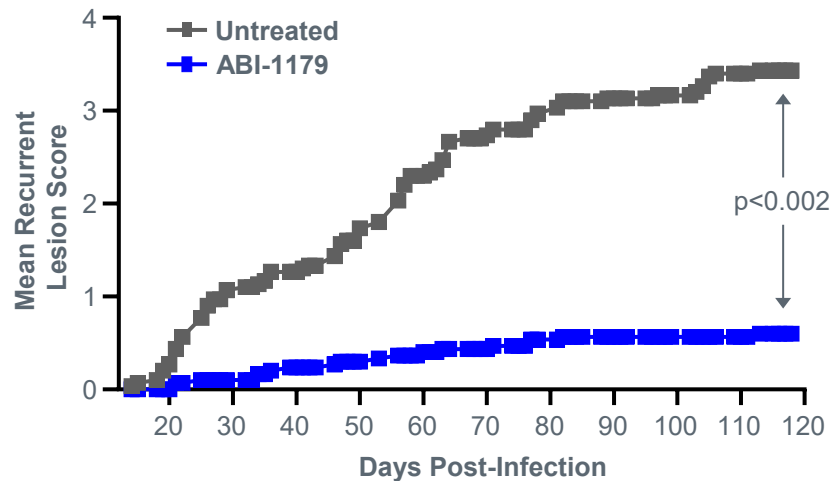
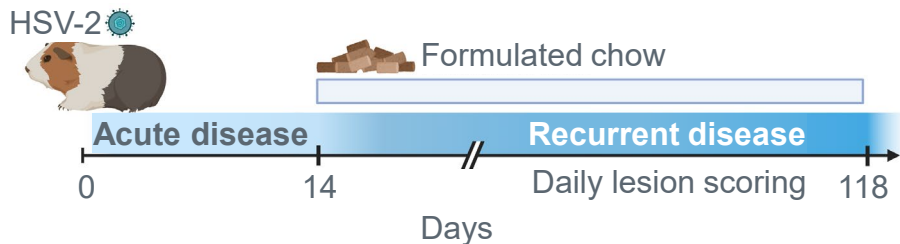
ABI-1179 Is More Resilient to Binding Site Variations Than Pritelivir

Constructs	EC ₅₀ (nM) [Fold Change From Wild Type]	
	ABI-1179	Pritelivir
Wild type	0.9	8.2
UL52 A906V	2.3 [3]	377 [46]
UL5 K355N	268 [306]	>2000 [>243]
UL5 K355T	10.7 [12]	562 [68]
UL5 K355R	2.2 [3]	319 [39]
UL5 L805I	1.4 [2]	22.2 [3]
UL5 S497N	2.4 [3]	22.5 [3]
UL5 K355R + UL5 L805I	>1000 [>1111]	>122,000 [>14,878]
UL5 K355R + UL5 L805I + UL52 A906V	>64,000 [>71,111]	>122,000 [>14,878]
UL5 K355N + UL5 S497N	>64,000 [>71,111]	>122,000 [>14,878]

- Phenotypic assessment of HSV helicase single variants previously described in the clinic and identified *in vitro* reveals modest potency shifts for ABI-1179 compared with pritelivir
- Resistance selection and phenotyping data suggest that ABI-1179 binds at the UL5/UL52 interface, consistent with Cryo-EM structure data (not shown)



ABI-1179 Reduces the Number of HSV Lesions in the Guinea Pig Model of Recurrent HSV Infection

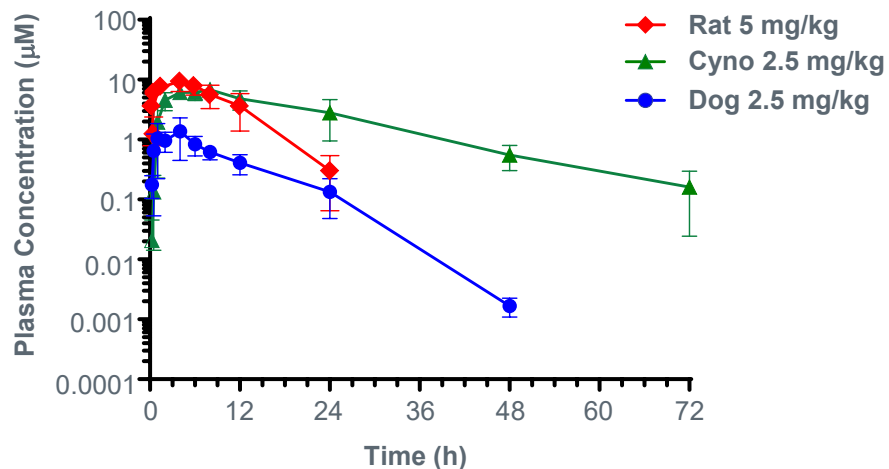


- Following latency establishment, ABI-1179 significantly reduces the development of lesions in a guinea pig model of recurrent HSV infection when treated with formulated chow at therapeutically-relevant concentrations

Pharmacokinetic sampling at 21, 49, 77, and 105 days post-infection. ABI-1179 (0.04% weight/weight) plasma concentrations remain 8-fold greater than the guinea pig protein-adjusted EC_{95} (133 nM). EC_{95} , 95% effective inhibitory concentration.



ABI-1179 Has a Favorable Oral PK Profile in Preclinical Species



Parameter	Rat	Cyno	Dog	Human ^a (Projected)
Half-life (h) ^a	3.6	11.6	4.8	44
Oral bioavailability (%)	90	149	45	50

- ABI-1179 demonstrates a favorable oral PK profile with a projected human oral dose of 250 mg, once weekly

Plasma concentration is mean \pm SD. ^aHalf-life after oral administration.
Cyno, cynomolgus monkey; PK, pharmacokinetic.



Highlights of ABI-1179

Target	Status
Confirmed mechanism of action targeting HSV helicase-primase complex (biochemical, Cryo-EM, and resistance studies)	✓
Potent inhibition of HSV replication across clinical isolates and laboratory strains	✓
High barrier to resistance	✓
Efficacy in guinea pig model of recurrent HSV infection	✓
Low potential for off-target activity	✓
Improved dosing regimen (SOC, 1 g QD → ABI-1179, 250 mg QW)	✓

- A Phase 1a/1b first-in-human study with ABI-1179 is planned to start in the second half of 2024

